


Model 2P, 4P, 6P, 8P



- **TOTALLY ENCLOSED**
- **FOR INDOOR OR OUTDOOR USE**
- **COMPLETELY NOISELESS**
- **ADJUSTABLE ECCENTRICS**
- **SINGLE & 3 PHASE**

VIBCO noiseless motor vibrators made in the U.S. by skilled American craftsmen follow American NEMA and ASTM standards. VIBCO Vibrators are totally enclosed, continuous duty and completely noiseless. They can be used inside or outside, in dust, dirt, rain or snow. VIBCO's lines of heavy duty vibrators will solve any vibration problem such as: speed the flow of bulk materials through the smallest bin, hopper, and chute, to the largest silo; pack materials in drums and bags; consolidate concrete in pipe, precast and prestressed industries; for screens and screeds and a variety of other industrial applications.

WHY VIBCO?? BECAUSE

CHOICE: 31 models all made in the U.S.A. Heavy duty and completely self-contained units.

DURABILITY: Built stronger throughout; years of service in all types of applications, inside and outside, have proven the VIBCO quality.

EFFECTIVE: Multi-directional force proven safest to your equipment and most efficient.

NOISELESS: No more sound than an electric motor.

ECONOMY: Maintenance free, no costly controls, low operating cost.

GUARANTEE: Every VIBCO Vibrator is fully guaranteed both mechanically and performance-wise.


SERVICE: Over forty years of vibration know-how, and distributors throughout the U.S.A.

- DESIGN:**
- Adjustable eccentrics for easy change of force to suit application.
 - Load equally distributed over bearings for additional life.
 - Unloaded rotor on the larger units to prevent burnout from rotor hitting stator lamination.
 - Oversized electric motor for higher safety factor - watt/lbs. impact.
 - High heat resistant winding to take additional overload and heat.
 - Oversized bearings for longer life.
 - Mounting bolts over force center for efficient vibration transfer.
 - Terminal box for easy connection and change of voltage.
 - Internal vent holes for better air circulation cooling in high temperature application.


2P Models with 3600 rpm are the most versatile and popular vibrators. Centrifugal force output from 50-5600 lbs. used on all types of bins containing fine to granular materials, for packing coarse materials and casting concrete, etc.

4P Models with 1800 rpm have a force output of 100 to 15,000 lbs. Used on bins containing lumpy or sticky materials for packing light fluffy materials, also a typical screen vibrator.


6P and 8P Models with 1200 and 900 rpm are used in applications requiring low frequency and very high amplitude vibration such as screening and packing of very light and fluffy materials.



Vertically mounted 2P-450 on Crushed Cullet Hopper.



4P-700 on Woodchip Bin with Screw Feeder.




2P-200 on Dust Collector Hoppers.

Heavy Duty Electric

4P-1000,
6P-500



4P-2000, 4P-5000
6P-1000, 8P-500



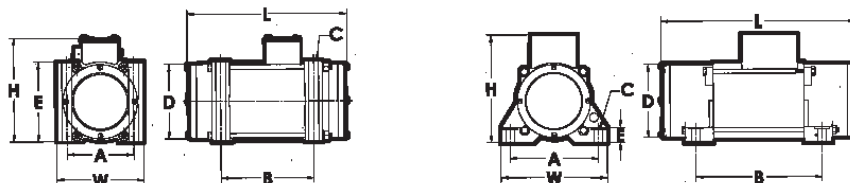
2P-800, 2P-1700,
2P-2500, 2P-3500

4P-10000

DIMENSIONS

Model	Phase	A Inch/mm		B Inch/mm		C* Inch/mm		L Inch/mm		W Inch/mm		H Inch/mm		D Inch/mm		E Inch/mm	
2P-75	1 & 3	3	76	4 ¹¹ / ₁₆	119	5 ⁵ / ₁₆	8	7 ⁷ / ₈	200	4 ¹ / ₈	105	5	127	3 ⁹ / ₁₆	90	4 ¹ / ₈	105
2P-100	1 & 3	3	76	4 ¹³ / ₁₆	122	5 ⁵ / ₁₆	8	8 ³ / ₁₆	208	4 ¹ / ₈	105	5	127	3 ⁹ / ₁₆	90	4 ¹ / ₈	105
2P-150	1 & 3	3 ¹ / ₂	89	6 ³ / ₈	162	1 ¹ / ₂	13	10 ³ / ₄	273	4 ⁷ / ₈	124	6 ¹ / ₄	159	4	102	4 ¹ / ₄	108
2P-200	1 & 3	4 ¹ / ₂	114	7	178	1 ¹ / ₂	13	11 ¹ / ₂	292	5 ³ / ₄	146	6 ³ / ₄	171	5	127	5	127
4P-350																	
4P-600	1 & 3	4 ¹ / ₂	114	7 ⁷ / ₈	200	1 ¹ / ₂	13	13	330	5 ³ / ₄	146	6 ³ / ₄	171	5	127	5	127
2P-450	1	5	127	8 ³ / ₈	213	5 ⁵ / ₈	16	13 ¹ / ₂	343	6 ¹ / ₂	165	7 ¹ / ₂	191	6	152	6	152
	3	5	127	(7 ⁵ / ₈)	194	5 ⁵ / ₈	16	12 ³ / ₈	314	6 ¹ / ₂	165	7 ¹ / ₂	191	6	152	6	152
2PS-450	1	5	127	(7 ⁵ / ₈)	194	5 ⁵ / ₈	16	12 ³ / ₈	314	6 ¹ / ₂	165	7 ¹ / ₂	191	6	152	6	152
	3	5	127	(6 ⁷ / ₈)	175	5 ⁵ / ₈	16	11 ¹ / ₄	286	6 ¹ / ₂	165	7 ¹ / ₂	191	6	152	6	152
4P-700	1 & 3	5	127	(8 ³ / ₈)	213	5 ⁵ / ₈	16	13 ¹ / ₈	333	6 ¹ / ₂	165	7 ¹ / ₂	191	6	152	6	152
4P-1000 6P-500	1 & 3	5	127	8 ³ / ₈	213	5 ⁵ / ₈	16	15 ¹ / ₂	394	6 ¹ / ₂	165	7 ⁵ / ₈	194	6	152	6	152
2P-800	1	5 ¹ / ₂	140	9 ⁵ / ₈	244	5 ⁵ / ₈	16	15 ¹ / ₄	387	7 ¹ / ₂	191	8 ¹ / ₂	216	7	178	7	178
	3	5 ¹ / ₂	140	8 ⁵ / ₈	219	5 ⁵ / ₈	16	14 ³ / ₈	365	7 ¹ / ₂	191	8 ¹ / ₂	216	7	178	7	178
2P-1700	3	5 ¹ / ₂	140	10 ¹³ / ₁₆	259	5 ⁵ / ₈	16	16 ¹ / ₂	419	7 ¹ / ₂	191	8 ¹ / ₂	216	7	178	7	178
4P-1400	1 & 3																
2P-2500	3	5 ¹ / ₂	140	11 ⁵ / ₈	295	5 ⁵ / ₈	16	17 ¹ / ₂	445	7 ¹ / ₂	191	8 ¹ / ₂	216	7	178	7	178
2P-3500																	
2P-4500	3	5 ¹ / ₂	140	11 ⁵ / ₈	295	5 ⁵ / ₈	16	18 ¹ / ₂	470	7 ¹ / ₂	191	8 ¹ / ₂	216	7	178	7	178
2P-5500	3	7 ⁷ / ₈	200	12 ¹³ / ₁₆	325	1	25	22 ¹ / ₄	565	10 ¹ / ₄	260	10 ¹ / ₂	267	8 ⁷ / ₈	225	8 ⁷ / ₈	225
4P-2000																	
6P-1000 8P-500	3	5 ¹ / ₂	140	10 ¹³ / ₁₆	275	5 ⁵ / ₈	25	18	457	7 ¹ / ₄	184	8 ¹ / ₂	216	7	178	7	178
4P-3000																	
6P-1500 8P-750	3	7 ⁷ / ₈	200	12 ³ / ₄	324	1	25	22 ¹ / ₂	572	10 ¹ / ₄	260	10 ¹ / ₂	267	8 ⁷ / ₈	225	8 ⁷ / ₈	225
4P-5000																	
6P-2500 8P-1250	3	7 ⁷ / ₈	200	12 ¹³ / ₁₆	325	1	25	24	610	10 ¹ / ₄	260	10 ¹ / ₂	267	8 ⁷ / ₈	225	8 ⁷ / ₈	225
4P-10000 + 6P-5000 + 8P-2500 +	3	12 ⁵ / ₈	321	15 ¹ / ₂	394	1 ¹ / ₄	32	29 ³ / ₄	756	15 ⁵ / ₈	397	13	330	10 ³ / ₄	273	2	51

*Bolt Size +Use Figure 2 for dimensions Note: Dimensions and data subject to change without notice.



Heavy Duty Electric Vibrators

TECHNICAL DATA

Model	Phase	1 phase			3 phases			Force (Impact) lbs./N ⁺						**dB	Weight***	
		Amperes at Volt			H.P.	Min.		Max.				lbs.	kg.			
		115/230	230/460	575		lbs.	N	lbs.	N	lbs.	N					
3600 VIBRATIONS PER MINUTE — 2 POLE																
2P-75	1 & 3	.5/25	.2/1	—	1/5	50	222	75	334	100	445	60	12	5.4		
2P-100	1 & 3	.5/25	.2/1	—	1/5	100	445	150	667	175	778	63	12	5.4		
2P-150	1 & 3	1.8/9	.6/3	.12	1/4	130	578	175	778	250	1112	63	26/25	11.8/11.3		
2P-200	1 & 3	3/1.5	1/5	.45	1/3	180	801	325	1446	400	1779	62	35/33	15.9/15		
2P-450, 450S	1 & 3	5/2.5	1.2/6	.5	1/2	100	445	680	3025	1100	4893	64	55 (46)	25 (21)		
2P-800	1 & 3	8/4	2/1	.8	3/4	100	445	1000	4448	1750	7784	70	85/80	38.6/36.3		
2P-1700	3	—	3/1.5	1.2	1 1/2	600	2669	1500	6672	2500	11120	72	90	40.8		
2P-2500	3	—	5/2.5	3.0	2	500	2224	1650	7339	3000	13344	73	105	47.6		
2P-3500*	3	—	5/2.5	1.7	2	500	2224	1650	7339	3000	13344	75	105	47.6		
2P-4500*	3	—	5.5/2.8	3.1	2	2200	9786	3450	15346	5000	22240	76	110	49.9		
2P-5500*	3	—	8/4	3.2	3	500	2224	3300	14678	5600	24909	72	220	99.8		
*Special Bearings for Concrete Applications.																
1800 VIBRATIONS PER MINUTE — 4 POLE																
4P-350	1 & 3	4/2	1/5	.3	1/4	50	222	100	445	200	890	60	36/34	16.3/15/14		
4P-600	1 & 3	4.2/2.1	1/5	.3	3/8	150	667	250	1112	400	1779	60	40/38	18.1/17.2		
4P-700	1 & 3	6/3	1.2/6	.6	1/2	100	445	300	1334	500	2224	63	60/55	27.2/24.9		
4P-1000	1 & 3	6.2/3.1	1.2/6	.6	1/2	250	1112	500	2224	800	3558	63	54/43	24.6/19.6		
4P-1400	1* & 3	*/*	3.5/1.8	1.2	1	400	1779	700	3114	1100	4893	70	100/95	45.5/43.1		
4P-2000	3	—	4/2	1.6	1 1/2	750	3336	1100	4893	1500	6672	72	98	44.5		
4P-3000	3	—	6/3	2.4	2 1/2	1500	6672	2200	9786	3000	13344	74	200	90.7		
4P-5000	3	—	6/3	2.4	3	1550	6894	3900	17347	4500	20016	75	225	102.1		
4P-10000	3	—	10/5	4	5	4560	20283	8000	35584	10000	44480	76	460	208.7		
1200 VIBRATIONS PER MINUTE — 6 POLE																
6P-300	1 & 3	4/2	1.2/6	.5	1/4	50	222	125	556	250	1112	60	60/55	27.2/24.9		
6P-500	1 & 3	4.2/2.1	1.6/8	.5	1/4	100	445	200	890	400	1779	60	62/58	28.1/26.3		
6P-1000	3	—	4/2	1.6	1	350	1557	450	2002	700	3114	72	98	44.5		
6P-1500	3	—	6/3	2.4	1 1/2	700	3114	1000	4448	1500	6672	74	200	90.7		
6P-2500	3	—	6/3	2.4	2	700	3114	1250	5560	2000	8896	75	225	102.1		
6P-5000	3	—	10/5	4	3	2000	8896	3000	13344	4500	20016	76	460	208.7		
900 VIBRATIONS PER MINUTE — 8 POLE																
8P-500	3	—	4/2	1.6	1/4	180	801	250	1112	400	1779	65	98	44.5		
8P-750	3	—	6/3	2.4	1/4	400	1779	575	2558	800	3558	74	200	90.7		
8P-1250	3	—	6/3	2.4	1	400	1779	700	3114	1250	5560	75	225	102.1		
8P-2500	3	—	10/5	4	1 1/2	1150	5115	1800	8006	2500	11120	76	460	208.7		

* Consult factory for availability Note: Most Vibrators available in both 50 & 60 cycles. 115 to 575 volt.

** Decibel at 3' (1 meter) on A scale

*** First figure 1 phase units, the other 3 phase units

+N = Centrifugal Force in Newton

Note: Dimensions and data subject to change without notice.

The VIBCO Engineer is at your disposal for supplying you with the recommendations, engineering data, mounting instructions and installation drawings. Our Field Engineers have a thorough knowledge built up through years of practical experience in applied vibration. All recommendations are free and without obligation.

NOISELESS — AS LOW AS 60dB AT 3' ON A-SCALE